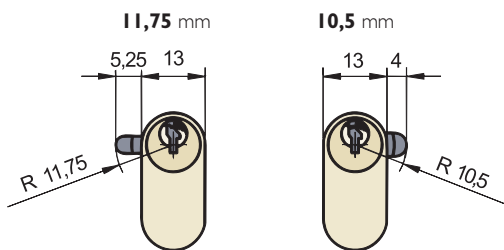




Excéntrica · Cam · Panneton



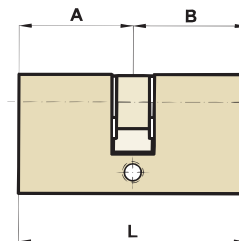
► **Cilindro tradicional ovalado**

► *Traditional oval cylinder*

► Cylindre traditionnel ovale

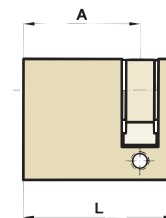
**Cilindro doble** *Key-key cylinder* Cylindre clef-clef

REFERENCIA	Medidas · Size · Dimension			Excéntrica Cam Panneton	Acabado Finish Finition
	L =	A +	B		
C0 0 2727 L	54	27	27	10,50 mm.	■
C0 0 3636 L	72	36	36	10,50 mm.	■
C0 0 2727 N	54	27	27	10,50 mm.	⊙
C0 I 2727 N	54	27	27	11,75 mm.	⊙
C0 I 3636 N	72	36	36	11,75 mm.	⊙



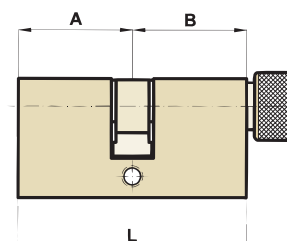
**Medio cilindro** *Half cylinder* Demi cylindre

REFERENCIA	Medidas · Size · Dimension			Excéntrica Cam Panneton	Acabado Finish Finition
	L =	A +	B		
C0 0 2710 L	37	27	10	10,50 mm.	■
C0 0 2710 N	37	27	10	10,50 mm.	⊙
C0 I 2710 N	37	27	10	11,75 mm.	⊙
C0 0 2727 LB	54	27	27	10,50 mm.	■



**Cilindro con botón** *Knob cylinder* Cylindre à bouton

REFERENCIA	Medidas · Size · Dimension			Excéntrica Cam Panneton	Acabado Finish Finition
	L =	A +	B		
C0 0 2727 LB	54	27	27	10,50 mm.	■



■ Latón, Brass, Laiton ⊙ Niquelado, Nickel plated, Nickelé