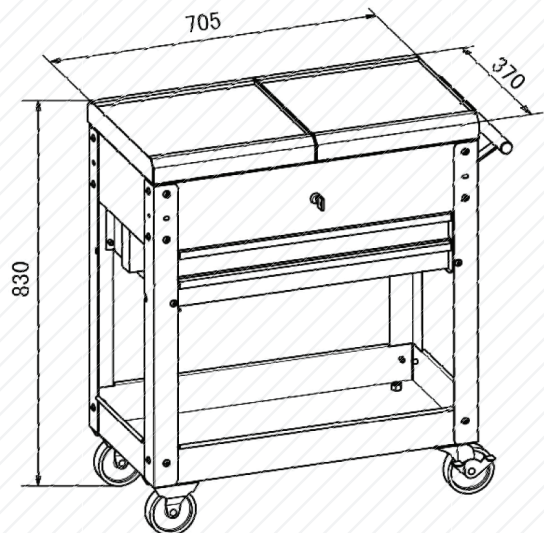


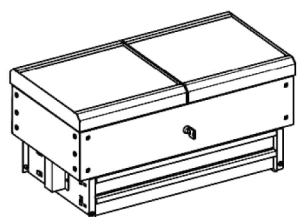
Instrucciones

Carro portaherramientas

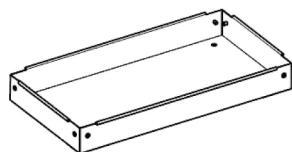
NV65600



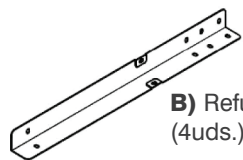
Importado por:  
COMAFE S.COOP. F-28195873  
Polígono Industrial Nª Señora de Butarque.  
Calle Rey Pastor 8, 28914, Leganés. Madrid, España  
FABRICADO EN R.P.C.



A) Bandeja superior (1 ud.)



D) Bandeja inferior (1 ud.)



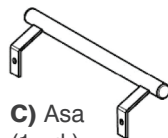
B) Refuerzos (4uds.)



E) Ruedas rectas (2 uds.)



G) Tornillos M6 X 12 (30+2)



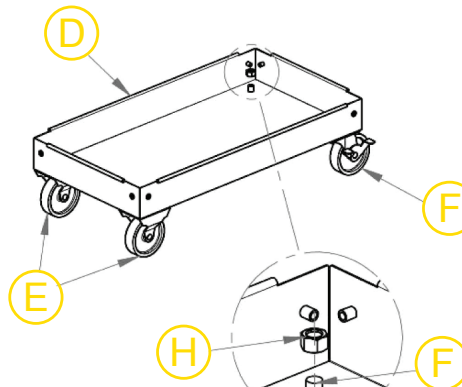
C) Asa (1 ud.)



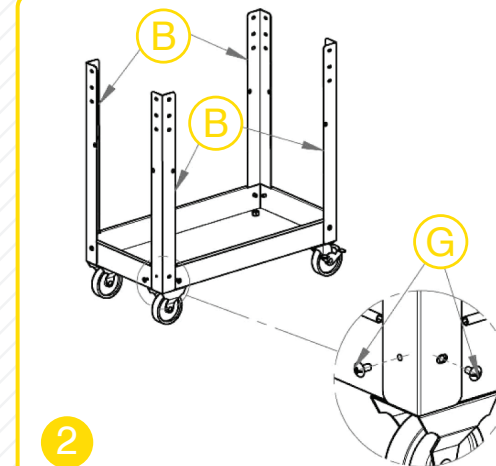
F) Ruedas giratorias (2 uds.)



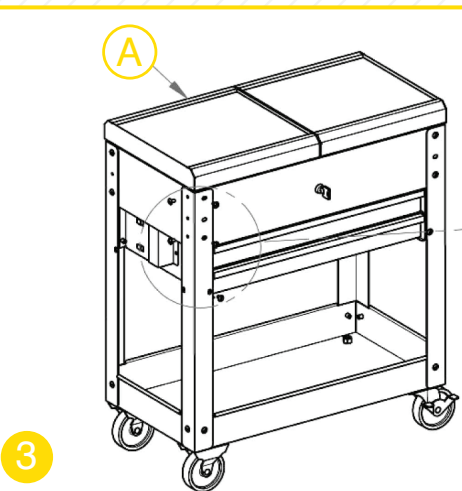
H) Tuercas M12 (4 uds.)



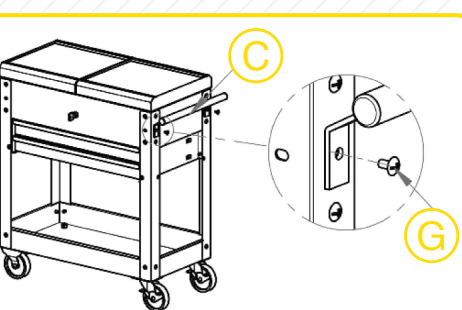
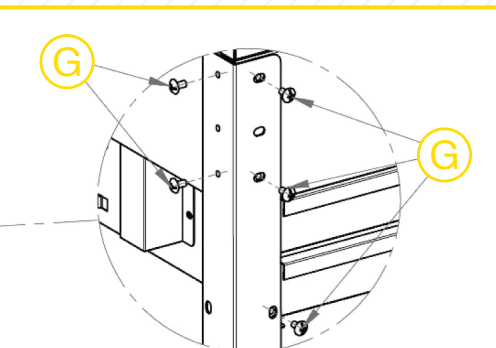
1 **Nota:** Poner las ruedas rectas del mismo lado del carro.



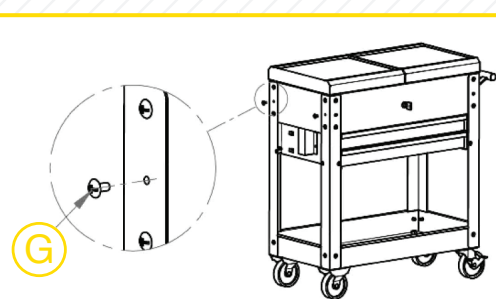
2



3



4 **Nota:** El asa puede acoplarse a cualquiera de los lados.

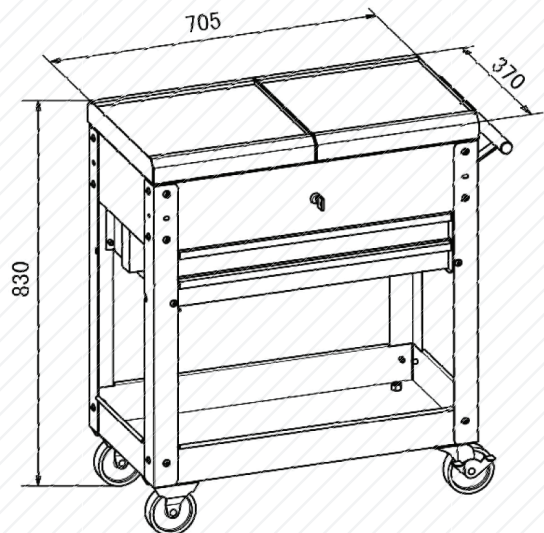


5 **Nota:** Aquí hay 2 tornillos extras.

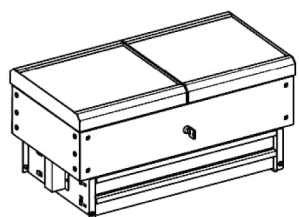
Instruções

Carro para ferramenta

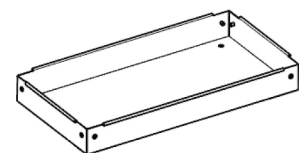
NV65600



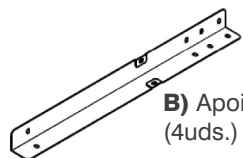
Importado por:  
COMAFE S.COOP. F-28195873  
Polígono Industrial Nª Señora de Butarque.  
Calle Rey Pastor 8, 28914, Leganés. Madrid, España  
FABRICADO EM R.P.C.



A) Bandeja superior (1 ud.)



D) Bandeja inferior (1 ud.)



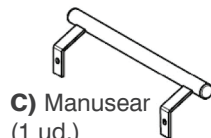
B) Apoio (4uds.)



E) Rodas em linha reta (2 uds.)



G) Parafusos M6 X 12 (30+2)



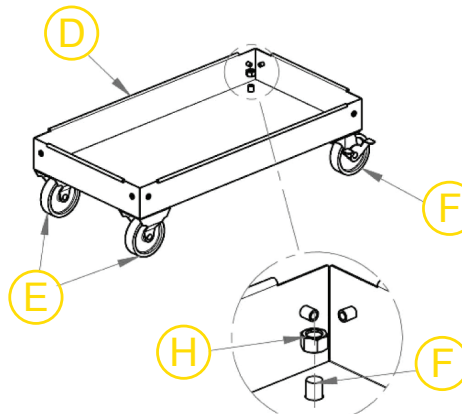
C) Manusear (1 ud.)



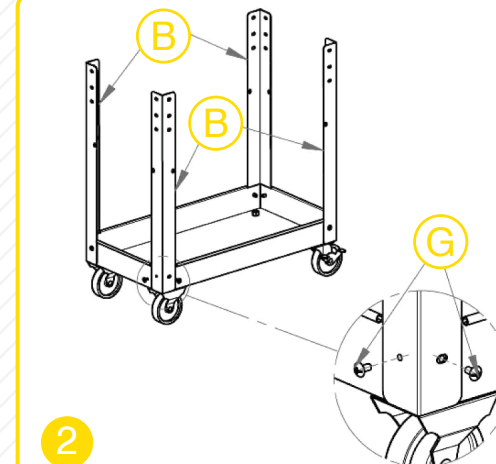
F) Rodas giratória (2 uds.)



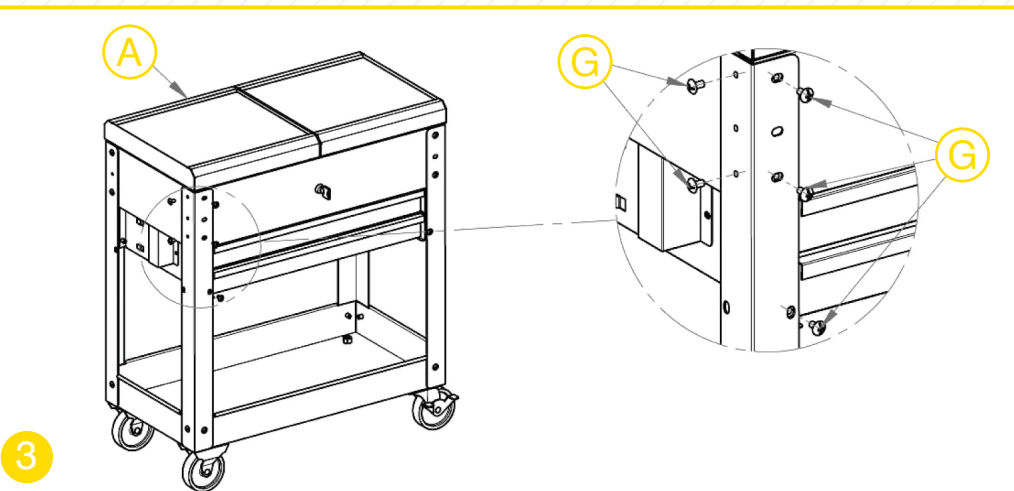
H) Nozes M12 (4 uds.)



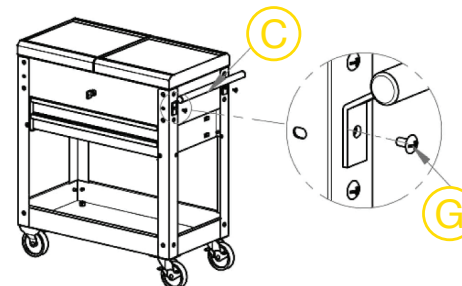
1 **Nota:** Definir as rodas em linha reta no mesmo lado do carro.



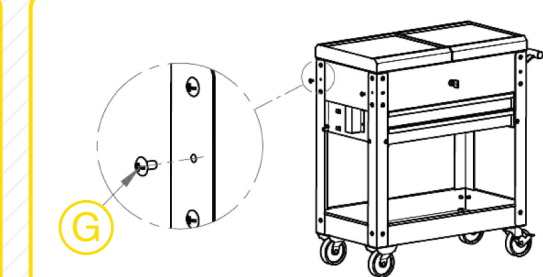
2



3



4 **Nota:** O manusear pode ser ligado a qualquer um dos lados.



5 **Nota:** 2 Parafusos extras.